



PUBLIC DISCLOSURE STATEMENT

**VIVA ENERGY GROUP LIMITED, TRADING
AS VIVA ENERGY AUSTRALIA.**


**DIESEL
PRODUCT CERTIFICATION (OPT-IN)
FY2022–23 (PROJECTED)**

Australian Government
Climate Active
Public Disclosure Statement



An Australian Government Initiative



NAME OF CERTIFIED ENTITY	Viva Energy Group Limited, (trading as Viva Energy Australia).
REPORTING PERIOD	1 July 2022 – 30 June 2023 (projected)
DECLARATION	<p><i>To the best of my knowledge, the information provided in this public disclosure statement is true and correct and meets the requirements of the Climate Active Carbon Neutral Standard.</i></p>  <p>Name of signatory: Lachlan Pfeiffer Position of signatory: Chief Business Development & Sustainability Officer Date: 26 July 2023</p>



Australian Government
**Department of Industry, Science,
Energy and Resources**

Public Disclosure Statement documents are prepared by the submitting organisation. The material in Public Disclosure Statement documents represents the views of the organisation and do not necessarily reflect the views of the Commonwealth. The Commonwealth does not guarantee the accuracy of the contents of the Public Disclosure Statement documents and disclaims liability for any loss arising from the use of the document for any purpose.

Version September 2021. To be used for FY20/21 reporting onwards.



1.CERTIFICATION SUMMARY

TOTAL EMISSIONS OFFSET	2,920 t CO ₂ -e
THE OFFSETS BOUGHT	10% ACCUs, 90% VCUs
RENEWABLE ELECTRICITY	N/A
TECHNICAL ASSESSMENT	2/2/2022 Michaela Morris Ndevr Environmental Next technical assessment due: 2025-26
THIRD PARTY VALIDATION	Type 3 18/07/2022 Tim Grant Lifecycles

Contents

1. Certification summary.....	3
2. Carbon neutral information.....	4
3. Emissions boundary.....	6
4. Emissions reductions	10
5. Emissions summary	12
6. Carbon offsets.....	13
7. Renewable Energy Certificate (REC) summary	15
Appendix A: Additional information	16
Appendix B: Electricity summary.....	17
Appendix C: Inside emissions boundary	19
Appendix D: Outside emission boundary	Error! Bookmark not defined.

2. CARBON NEUTRAL INFORMATION

Description of certification

Viva Energy is a market leading supplier of diesel with a nationwide supply network via its terminals, depots and service stations. Acknowledging that the production, transportation and use of diesel is a contributing source of emissions, Viva Energy is exploring avenues to reduce the emissions associated with their fuel products, and in doing so, support their customers in achieving their emissions reduction ambitions.

As part of its product certification, Viva Energy has undertaken a cradle to grave analysis on its diesel to capture and quantify the greenhouse gas (GHG) emissions associated with the manufacturing process that generates carbon emissions. The analysis includes the breadth of the supply chain covering (but not limited to) the emissions associated with resource exploration, extraction, processing, transport and distribution, and end use combustion of the fuel.

This product certification covers Viva Energy's diesel products, which will be marketed as 'carbon neutral' as an opt in program for customers.

The emissions functional unit for the purposes of this document is "kg carbon dioxide equivalent per litre (kg CO₂-e/L) of diesel".

Our customers are also focussed on their energy efficiency and emissions reduction, and our products contribute to their footprint. Our goal is to provide commercial solutions and expertise to help them achieve emissions reduction outcomes. For many of our customers this is a journey, and we act as their trusted fuel partner in continuing to support their business.

Organisation description

Viva Energy Group Limited (trading as Viva Energy Australia) is a leading energy company with more than 120 years of operations in Australia and supplies approximately a quarter of the country's liquid fuel requirements. Viva Energy is the exclusive supplier of Shell fuels and lubricants in Australia through an extensive network of more than 1,330 service stations across the country. The company's nationwide supply chain capability is supported internationally by their trading partner Vitol, one of the world's largest independent trading companies.

In addition to marketing and selling Shell fuels through Shell branded retail service stations across the country, Viva Energy also offers a fuel card for its business and fleet customers, called Shell Card. Shell Card is a convenient payment method that allows business and fleet customers to pay for their business' fuel needs and is accepted at Shell and Liberty branded service stations nationally. Business to business customers who choose to purchase Viva Energy's diesel products, can "opt in" when they pay using their Shell Card.

Viva Energy was launched in 2014 when Shell sold its downstream business in Australia. As part of the sale, a licence agreement was struck which allows Viva Energy to continue to use the Shell brand and

retail Shell branded automotive fuels and lubricants in the country. In 2019, the licence agreement with Shell Brands International AG was extended through to 31 December 2029.

Viva Energy also owns and operates the strategically located Geelong Refinery in Victoria, and operates bulk fuels, aviation, bitumen, marine, chemicals, polymers and lubricants businesses supported by more than 20 terminals across the country with a supply chain capable of delivering to customers large and small.

3. EMISSIONS BOUNDARY

Inside the emissions boundary

All emission sources listed in the emissions boundary are part of the carbon neutral claim.

Quantified emissions have been assessed as 'attributable processes' that become the product, make the product and carry the product through its life cycle. These have been quantified in the carbon inventory.

Non-quantified emissions have been assessed as attributable and are captured within the emissions boundary, but are not measured (quantified) in the carbon inventory. All material emissions are accounted for through an uplift factor. Further detail is available at Appendix C.

Outside the emissions boundary

Non-attributable emissions have been assessed as not attributable to a product or service. They can be **optionally included** in the emissions boundary and therefore have been offset, or they can be listed as outside of the emissions boundary (and are therefore not part of the carbon neutral claim). Further detail is available at Appendix D.

Inside emissions boundary

Quantified

Downstream distribution
Electricity - purchased from grid
Freight
Raw material distribution
Raw material exploration
Raw material extraction
Advertising
Business travel - accommodation
Business travel - flights
Business travel - vehicles taxis, car shares
Employee commute
Food and catering
Fuel processing/refining
IT hardware
Printing & stationery
Postage
Professional services
Repairs & maintenance
Telecommunications

Non-quantified

N/A

Optionally included

N/A

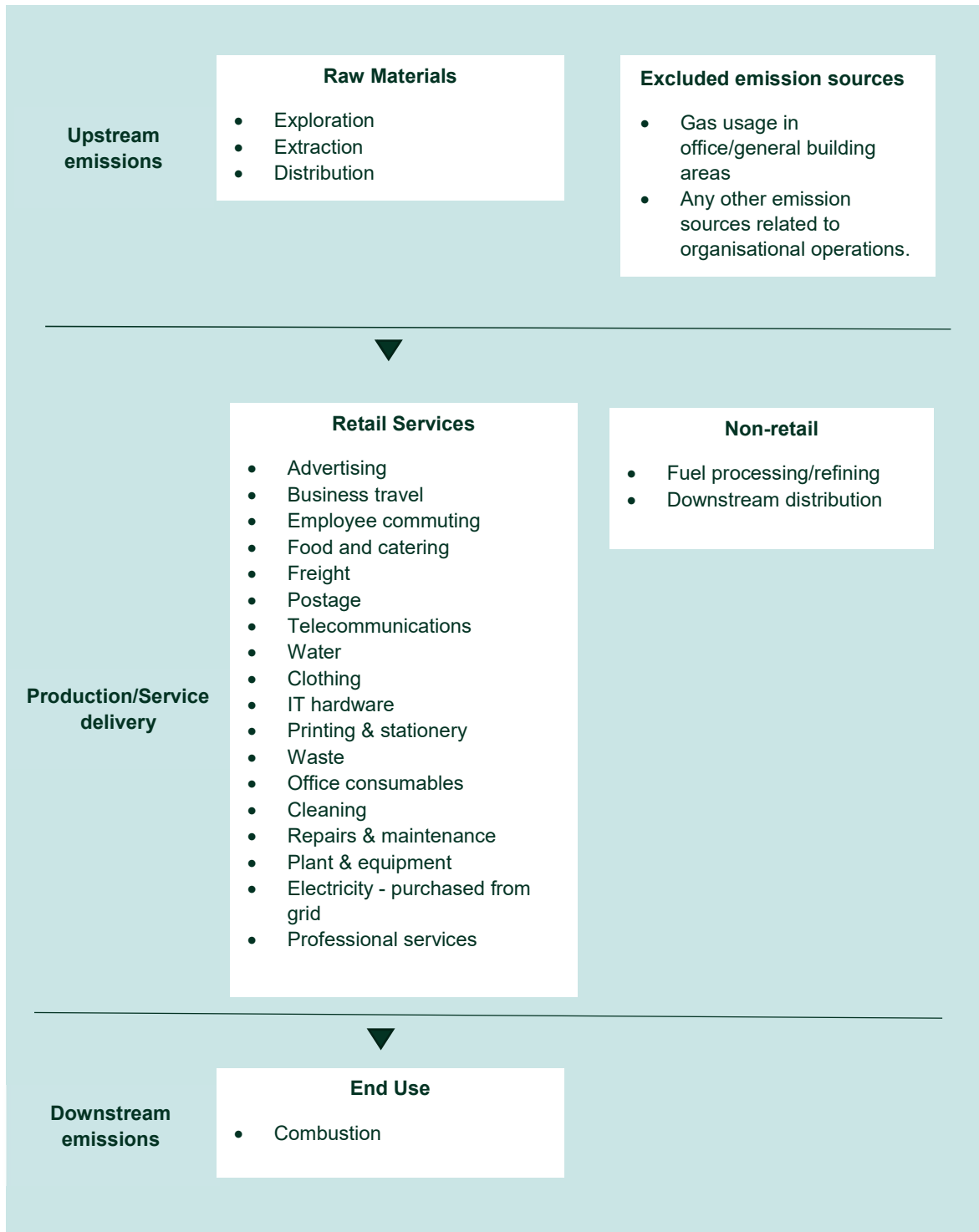
Outside emission boundary

Non-attributable

Gas usage in office/general building areas

Any other emission sources related to organisational operations.

Product process diagram



Data management plan for non-quantified sources

There are no non-quantified sources in the emission boundary that require a data management plan.

4. EMISSIONS REDUCTIONS

Emissions reduction strategy

On 24 November 2021, Viva Energy announced its ambition to reduce GHG emissions at its operations, across the medium and long term, in relation to Viva Energy's scope 1 and 2 emissions. The key targets of Viva Energy are to:

1. Achieve net zero Scope 1 and 2 emissions across Retail, Fuels, Marketing, Supply and Distribution operations (all non-refining parts of the business) by 2030;
2. Achieve a 10% reduction in emissions intensity of the refining operations by 2030 (against a FY 2019 base year); and
3. Achieve net zero Scope 1 and 2 emissions across all operations by 2050.

Non-refining operations:

Over the medium term, Viva Energy is targeting net zero Scope 1 and 2 emissions across all non-refining parts of the business by 2030. The plan to achieve these goals is underpinned by:

- Improving energy efficiency through operational energy and resource optimisation;
- Implementing and investing in new assets and processes to improve energy efficiency at operational sites;
- Track and transparently report progress against our emissions reduction targets;
- Source renewable electricity for operations through investment in renewable projects, directly purchasing renewable electricity or acquiring LGCs from renewable generation projects; and
- Offsetting residual emissions by investing in carbon off-set projects and purchasing off-sets sourced from certified and credible offset schemes.

Refining operations:

Viva Energy has set a target of 10% reduction in emissions intensity for the Geelong refinery by 2030. This will be achieved through a combination of energy efficiency projects and operational optimisation initiatives. Examples of initiatives include:

- Implement an ISO50001 Energy Management System at Geelong Refinery.
- Commenced an energy efficiency project feasibility as part of the Ultra-Low Sulphur Gasoline upgrade project.
- Progress development (subject to approvals) of a behind-the-meter Solar Farm on Geelong Refinery land.

The Refinery is an energy intensive trade exposed (EITE) facility. Compliance with ultra-low Sulphur petrol specifications will add processing units and further increase energy use and emissions at the refinery. However, it will in turn provide economy wide vehicle emission, air quality and health benefits. The most impactful contribution to emissions reduction the Refinery can make over time will be producing lower carbon intensive products for the market and allowing our customers to reduce their overall emissions. An

example of how Viva Energy is supporting its customers in their decarbonisation ambitions is via the New Energies Service Station at Geelong –which is expected to be Australia’s first publicly accessible, commercially sized hydrogen refueling station for heavy road transport alongside EV charging capabilities.

Long term 2050 Group ambition

Over the longer term, Viva Energy announced an ambition to achieve Net Zero Scope 1 and 2 emissions across all operations by 2050. Refining’s role in the energy market will adapt over time and we expect this will mean repurposing the refinery and its processing capability by 2050. Our aim is to balance our role in supporting Australia’s energy security, and the energy transition with our desire to progress the facility to net zero by 2050.

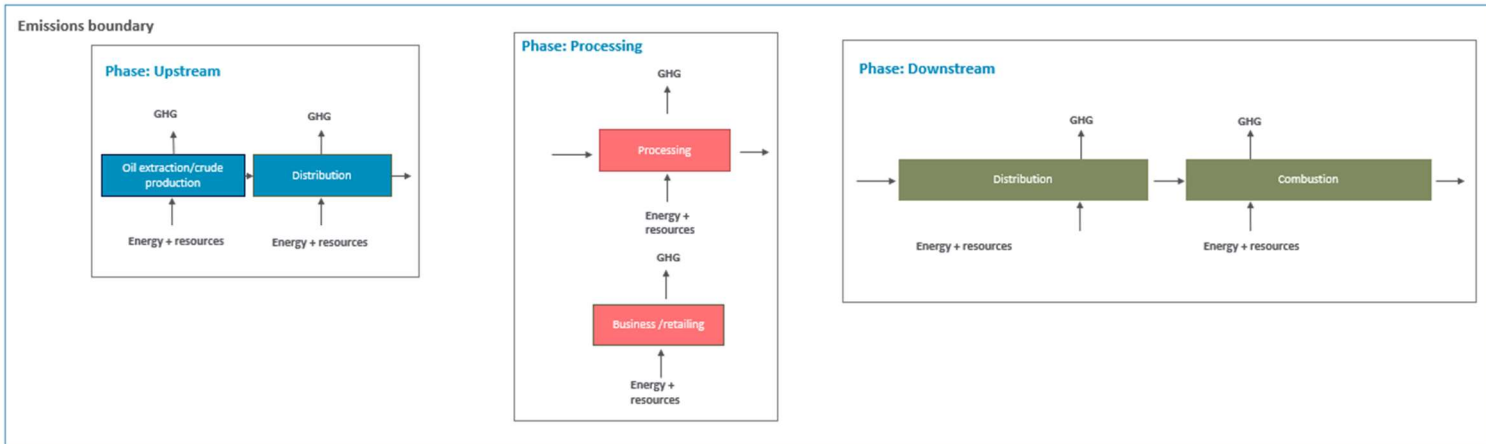
5. EMISSIONS SUMMARY

Use of Climate Active carbon neutral products and services

No carbon neutral products were used in the manufacturing process.

Product emissions summary

The product inventory covers the sale of diesel fuel. Included are the emissions associated with resource



extraction, upstream distribution and refining, the combustion related emissions, and emissions associated with Viva Energy retailing activities.

Stage	t CO ₂ -e
Raw materials and production/processing	224,748
Distribution of finished products	39,442
Combustion of sold products	4,401,306
Retailer electricity used by petrol stations	82,700
Electricity used by Viva offices	1,597
Flights	49.4
Employee commuting	71.7
Other retailing activities	3,863.3
Other travel and accommodation	53.2
Emissions intensity per functional unit	2.94 kg CO₂-e/L
Number of functional units to be offset	Confidential
Total emissions to be offset	2,920 tonnes

6. CARBON OFFSETS

Offsets strategy

Offset purchasing strategy: Forward purchasing

1. Total offsets previously forward purchased and banked for this report	0
2. Total emissions liability to offset for this report	2,920
3. Net offset balance for this reporting period	2,920
4. Total offsets to be forward purchased to offset the next reporting period	0
5. Total offsets required for this report	2,920

Co-benefits

Viva sources credible and high integrity offsets from both the domestic and international markets. ACCUs retired for this reporting period come from a Human Induced Regeneration (HIR) project named Byrock Station Regrowth project in the Brewarrina local government area in regional NSW.

The project establishes permanent native forests through assisted regeneration from in-situ seed sources (including rootstock and lignotubers) on land that was cleared of vegetation and where regrowth was suppressed for at least 10 years prior to the project having commenced.

Additional to sequestering carbon, co-benefits of this project include environmental benefits (e.g., improved agricultural productivity, soil health and water quality resulting in enhanced ecosystem services to support native vegetation and fauna, help protect native plant and animal species and reduced wind and water erosion), and social benefits (e.g., reinvestment into local economies and communities and creating local jobs).

For more details about the project please see the ERF page for Project ID [EOP101115](#).

Offsets summary

Proof of cancellation of offset units

Offsets cancelled for Climate Active Carbon Neutral Certification										
Project description	Type of offset units	Registry	Date retired	Serial number (and hyperlink to registry transaction record)	Vintage	Eligible Quantity (tCO ₂ -e)	Quantity used for previous reporting periods	Quantity banked for future reporting periods	Quantity used for this reporting period claim	Percentage of total (%)
Sustainable City Projects at India's Cleanest City - Indore	VCU	Verra	28 Feb 2022	9178-73096684-73103683-VCS-VCU-997-VER-IN-13-1941-01012018-31122018-0	2018	7,000	0	0	2,628	90%
Byrock Station Regrowth Project, New South Wales	KACCU	ANREU	2 Aug 2022	3,775,762,058 – 3,775,763,349	2018-19	292	0	0	292	10%
Total offsets retired this report and used in this report									2,920	
Total offsets retired this report and banked for future reports									0	
Type of offset units		Quantity (used for this reporting period claim)				Percentage of total				
Australian Carbon Credit Units (ACCU)		292				10%				
Verified Carbon Units (VCUs)		2,628				90%				

* Offsets from the Sustainable City Projects at India's Cleanest City – Indore, have been used across multiple [Viva Energy Certifications](#).

7. RENEWABLE ENERGY CERTIFICATE (REC) SUMMARY

Renewable Energy Certificate (REC) Summary

The following RECs have been surrendered to reduce electricity emissions under the market-based reporting method.

1. Large-scale Generation certificates (LGCs)*	0
2. Other RECs	0

* LGCs in this table only include those surrendered voluntarily (including through PPA arrangements), and does not include those surrendered in relation to the LRET, GreenPower, and jurisdictional renewables.

Project supported by LGC purchase	Eligible units	Registry	Surrender date	Accreditation code (LGCs)	Certificate serial number	Generation year	Quantity (MWh)	Fuel source	Location
<i>Total LGCs surrendered this report and used in this report</i>							0		

APPENDIX A: ADDITIONAL INFORMATION

Proof of cancellation of offset units

Transaction Successfully Approved

Transaction ID	AU23260
Current Status	Completed (4)
Status Date	02/08/2022 07:50:34 (AEST) 01/08/2022 21:50:34 (GMT)
Transaction Type	Cancellation (4)
Transaction Initiator	Gillett, Brendan Lawrence
Transaction Approver	Van Zyl, Benjamin John
Comment	Product Allocation - Diesel. Voluntarily surrendered on behalf of Viva Energy for use towards its suite of carbon neutral products certified under the Climate Active framework

Transferring Account		Acquiring Account	
Account Number	AU-2491	Account Number	AU-1068
Account Name	Viva Energy Australia Ltd	Account Name	Australia Voluntary Cancellation Account
Account Holder	Viva Energy Australia Ltd	Account Holder	Commonwealth of Australia

Transaction Blocks													
Party	Type	Transaction Type	Original CP	Current CP	ERF Project ID	NGER Facility ID	NGER Facility Name	Safeguard	Kyoto Project #	Vintage	Expiry Date	Serial Range	Quantity
AU	KACCU	Voluntary ACCU Cancellation			EOP101115					2018-19		3,775,763,058 - 3,775,763,349	292



APPENDIX B: ELECTRICITY SUMMARY

Electricity emissions are calculated using the location-based method

Location-based method

The location-based method provides a picture of a business's electricity emissions in the context of its location, and the emissions intensity of the electricity grid it relies on. It reflects the average emissions intensity of the electricity grid in the location (State) in which energy consumption occurs. The location-based method does not allow for any claims of renewable electricity from grid-imported electricity usage.

Market-based method

The market-based method provides a picture of a business's electricity emissions in the context of its renewable energy investments. It reflects the emissions intensity of different electricity products, markets and investments. It uses a residual mix factor (RMF) to allow for unique claims on the zero emissions attribute of renewables without double-counting.

Market-based approach summary

Market Based Approach Summary			
Market Based Approach	Activity Data (kWh)	Emissions (kgCO ₂ e)	Renewable Percentage of total
Behind the meter consumption of electricity generated	0	0	0%
Total non-grid electricity	0	0	0%
LGC Purchased and retired (kWh) (including PPAs & Precinct LGCs)	0	0	0%
GreenPower	0	0	0%
Jurisdictional renewables (LGCs retired)	0	0	0%
Jurisdictional renewables (LRET) (applied to ACT grid electricity)	0	0	0%
Large Scale Renewable Energy Target (applied to grid electricity only)	334,406	0	19%
Residual Electricity	1,464,444	1,457,069	0%
Total grid electricity	1,798,850	1,457,069	19%
Total Electricity Consumed (grid + non grid)	1,798,850	1,457,069	19%
Electricity renewables	334,406	0	
Residual Electricity	1,464,444	1,457,069	
Exported on-site generated electricity	0	0	

Total renewables (grid and non-grid)	18.59%
Mandatory	18.59%
Voluntary	0.00%
Behind the meter	0.00%
Residual Electricity Emission Footprint (TCO₂e)	1,457

Figures may not sum due to rounding. Renewable percentage can be above 100%

Location-based approach summary

Location Based Approach	Activity Data (kWh)	Scope 2 Emissions (kgCO ₂ e)	Scope 3 Emissions (kgCO ₂ e)
ACT	0	0	0
NSW	1,593,510	1,242,938	111,546
SA	9,413	2,824	659
Vic	111	101	11
Qld	75,131	60,105	9,016
NT	0	0	0
WA	120,588	80,794	1,206
Tas	97	14	2
Grid electricity (scope 2 and 3)	1,798,850	1,386,775	122,439
ACT	0	0	0
NSW	0	0	0
SA	0	0	0
Vic	0	0	0
Qld	0	0	0
NT	0	0	0
WA	0	0	0
Tas	0	0	0
Non-grid electricity (Behind the meter)	0	0	0
Total Electricity Consumed	1,798,850	1,386,775	122,439

Emission Footprint (TCO₂e)	1,509
<i>Scope 2 Emissions (TCO₂e)</i>	1387
<i>Scope 3 Emissions (TCO₂e)</i>	122

Climate Active carbon neutral electricity summary

Carbon neutral electricity offset by Climate Active product	Activity data (kWh)	Emissions (kgCO ₂ -e)
N/A	0	0

APPENDIX C: INSIDE EMISSIONS BOUNDARY

Non-quantified emission sources

N/A

Excluded emission sources

N/A

APPENDIX D: OUTSIDE EMISSION BOUNDARY

Non-attributable emissions have been assessed as not attributable to a product or service (do not carry, make or become the product/service) and are therefore not part of the carbon neutral claim. To be deemed attributable, an emission must meet two of the five relevance criteria. Emissions which only meet one condition of the relevance test can be assessed as non-attributable and therefore are outside the carbon neutral claim. Non-attributable emissions are detailed below.

Relevance test					
Non-attributable emission	<i>The emissions from a particular source are likely to be large relative to the organisation's electricity, stationary energy and fuel emissions</i>	<i>The emissions from a particular source contribute to the organisation's greenhouse gas risk exposure.</i>	<i>Key stakeholders deem the emissions from a particular source are relevant.</i>	<i>The responsible entity has the potential to influence the reduction of emissions from a particular source.</i>	<i>The emissions are from outsourced activities previously undertaken within the organisation's boundary, or from outsourced activities typically undertaken within the boundary for comparable organisations.</i>
Gas usage in office/general building areas	No	No	No	Yes	No
Any other emission sources related to organisational operations.	No	No	No	Yes	No



An Australian Government Initiative

