

Climate Active Carbon Neutral certification

Public Disclosure Statement



THIS DOCUMENT WILL BE MADE PUBLICLY AVAILABLE

Responsible entity name: GPT Property Management Pty Limited

Building / Premises name: 7 Macquarie Place

Building Address: 7 Macquarie Place, Sydney, NSW 2000

Corresponding NABERS Energy Rating number OF33525

This building 7 Macquarie Place has been Certified Carbon Neutral (Base Building) NABERS against the Australian Government’s Climate Active Carbon Neutral Standard for Buildings (the Standard) for the period 13/10/2024 to 12/10/2025.

Total emissions offset	97 tCO2-e
Offsets bought	0.00% ACCUs, 100.00% VCUs, 0.00% CERs, 0.00% VERs, 0.0% RMUs
Renewable electricity	100.00% of electricity is from renewable sources

Emissions Reduction Strategy

7 Macquarie Place has achieved a NABERS Energy rating of 5 stars without GreenPower.

Expires 12th of October 2025

Reporting Year Period

The rating period / reporting year	01-07-23
12 consecutive months of data used to calculate the NABERS Star rating.	to
	30-06-24



# 1. Carbon Neutral Information

1A Introduction:

GPT is a global leader in environmental sustainability. GPT’s carbon neutral journey began with an aspiration to reduce its environmental impact and be an overall positive contributor to environmental sustainability. In 2023 GPT achieved carbon neutral operations for the UniSuper mandate as certified by Climate Active. By 2030 GPT has committed to deliver carbon neutral base building operations for all GPT assets.

GPT Carbon Neutral Pathway:

1. Investing heavily in dealing with the most material source of inherent emissions - energy
2. Eliminating Scope 2 emissions by procuring 100% renewable electricity and by installing on-site solar
3. Offsetting emissions from Scope 1 and Scope 3 emissions through the procurement of offsets that additionally have positive ecological impact relating to Australian-based reforestation projects, which provide water and biodiversity co-benefits in collaboration with Traditional Owners.
4. Driving waste recovery to increase A-Grade recycling rates

GPT’s carbon neutral achievement is validated in line with the Climate Active Certification and GPT is also aligning its measurement methods with the international Greenhouse Gas Protocols.

1B Emission sources within certification boundary

Table 1. Emissions Boundary		
The Building has achieved Carbon Neutral Certification for the	Base Building; or	<input checked="" type="checkbox"/>
	Whole Building.	<input type="checkbox"/>
The Responsible Entity has defined a set building’s emissions boundary (in terms of geographic boundary, building operations, relevance & materiality) as including the following emission sources	Scope 1: Refrigerants, Gas/Fuels	
	Scope 2: Electricity	
	Scope 3: Gas/Fuels & Electricity, Water, Waste, Wastewater.	

Table 2. Declaration of excluded emissions

All emissions sources **within the geographic boundary** of the building that are **excluded from the emissions boundary** of this claim are declared below.

Emissions sources not included in this carbon neutral claim	Description & justification of the exclusion
Retail Water Consumption	Sub-metered tenant water consumption has been excluded from the total water consumption for the site as it falls outside the building's operational boundaries.



## 2. Emissions Summary

Table 2. Emissions Source – Summary	t CO <sub>2</sub> –e
Scope 1: Refrigerants	19.3
Scope 1: Natural gas	14.9
Scope 1: Diesel	0.1
Scope 2: Electricity	0.0
Scope 3: Natural gas	3.8
Scope 3: Diesel	0.0
Scope 3: Electricity	0.0
Scope 3: Waste	50.1
Scope 3: Water and Wastewater	8.4
Other Scope 1,2 and 3 emissions	0.0
<b>Total Emissions</b>	<b>97</b>

\*The emissions associated with these Products and Services have been offset on their behalf. A list of these can be found on the Climate Active website:

<https://www.climateactive.org.au/buy-climate-active/certified-brands>

3. Carbon Offsets Summary

Table 4. Offsets retired										
Project Description	Type of offset units	Registry	Date retired	Serial numbers / Hyperlink*	Vintage	Quantity **	Eligible Quantity	Eligible Quantity banked for future reporting periods	Eligible Quantity used for this reporting period claim	Percentage of total (%)
							(tCO2 -e) (total quantity retired) ***			
Renewable Solar Power Project by Shapoorji Pallonji	VCU	VEERA	19-04-24	13274-487186098-487186147-VCS-VCU-1491-VER-IN-1-1976-26062019-31122019-0 <a href="https://registry.terra.org/myModule/rpt/myrpt.asp?r=206&amp;h=238576">https://registry.terra.org/myModule/rpt/myrpt.asp?r=206&amp;h=238576</a>	26/06/2019 - 31/12/2019	50	50	0	50	51.5%
Renewable Solar Power Project by Shapoorji Pallonji	VCU	VEERA	29-04-24	13274-487188419-487188425-VCS-VCU-1491-VER-IN-1-1976-26062019-31122019-0 <a href="https://registry.terra.org/myModule/rpt/myrpt.asp?r=206&amp;h=244348">https://registry.terra.org/myModule/rpt/myrpt.asp?r=206&amp;h=244348</a>	26/06/2019 - 31/12/2019	7	7	0	7	7.2%
Renewable Solar Power Project by Shapoorji Pallonji	VCU	VERRA	27-11-24	13274-487219208-487219255-VCS-VCU-1491-VER-IN-1-1976-26062019-31122019-0 <a href="https://registry.terra.org/myModule/rpt/myrpt.asp?r=206&amp;h=271480">https://registry.terra.org/myModule/rpt/myrpt.asp?r=206&amp;h=271480</a>	26/06/2019 - 31/12/2019	48	48	8	40	41.2%
TOTAL Eligible Quantity used for this reporting period claim									97	
TOTAL Eligible Quantity banked for future reporting periods								8		

\* If a hyperlink is not feasible, please send NABERS a screenshot of retirement, or attach as an appendix.

\*\* Quantity is defined as the number of offsets purchased, regardless of eligibility. For example, Yarra Yarra biodiversity credits are not eligible under Climate Active unless they are stapled to eligible offsets. Therefore the quantity of the Yarra Yarra credits could be entered here, however 0 would be put in the eligible quantity column.

\*\*\* Eligible Quantity is the total Climate Active eligible quantity purchased. For all eligible offsets, this is the same number as per the quantity cell.

4. Renewable Energy Certificate (REC) Summary

Renewable Energy Certificate (REC) summary

The following RECs have been surrendered to reduce electricity emissions under the market-based reporting method.

1. Large-scale Generation certificates (LGCs)*	701
--	-----

\* LGCs in this table only include those surrendered voluntarily (including through PPA arrangements), and does not include those surrendered in relation to the Large-scale Renewable Energy Target (LRET), GreenPower, and jurisdictional renewables.

Table 6. REC Information											
Project supported by REC purchase	Eligible units	Registry	Surrender date	Certificate serial number	Accreditation code (LGCs)	REC creation date	Quantity (MWh)	Quantity used for this reporting period (MWh)	Quantity banked for future reporting (MWh)	Fuel source	Location
Numurkah Solar Project – Solar – VIC	LGC	REC Registry	19-04-24	1523-1855	SRPVVCV5	2023	333	333	0	Solar	VIC
Numurkah Solar Project – Solar – VIC	LGC	REC Registry	26-09-24	6665-7031	SRPVVCV5	2023	367	367	0	Solar	VIC
Numurkah Solar Project – Solar – VIC	LGC	REC Registry	04-10-24	5092-5092	SRPVVCV5	2023	1	1	0	Solar	VIC
Total LGCs surrendered this report and used in this report								701			

## Appendix A: Electricity Summary

Electricity emissions are calculated using market-based approach

### Market-based method

The market-based method provides a picture of a business's electricity emissions in the context of its renewable energy investments. It reflects the emissions intensity of different electricity products, markets and investments. It uses a residual mix factor (RMF) to allow for unique claims on the zero emissions attribute of renewables without double-counting.

Marked Based Approach		
<b>Total renewables (onsite and offsite) (cell D45)</b>	<b>864,474</b>	<b>kWh</b>
Mandatory * (RET) (cell D32)	163,474	kWh
LGCs voluntarily surrendered (cell D36+D37)	701,000	kWh
GreenPower voluntarily purchased (cell D34)	0	kWh
Onsite renewable energy consumed (cell D41+D43)	0	kWh
Onsite renewable energy exported (cell D40)	0	kWh
<b>Total residual electricity (cell D44)</b>	<b>-2,268</b>	<b>kWh</b>
<b>Percentage renewable electricity – (cell D46)</b>	<b>100.00%</b>	
Market Based Approach Emissions Footprint (cell M44)	<b>-2,064</b>	<b>kgCO<sub>2</sub>-e</b>
Location Based Approach		
Location Based Approach Emissions Footprint (cell L47)	<b>629,410</b>	<b>kgCO<sub>2</sub>-e</b>

### Note

\* Voluntary - contributions from LGCs voluntarily surrendered (including via Power Purchase Agreements) and GreenPower purchases.

## Appendix B: Waste Data Quality

For all Climate Active Carbon Neutral claims made via the NABERS pathway, the quality of waste data is evaluated to determine the accuracy and integrity of the calculated emissions from the building's waste. Waste data quality is categorised into one of five tiers ranging from poor to excellent.

Emissions from waste make up 51.68% of this claim's total emissions

The quality of waste emissions data for this claim is categorised as:

Excellent
Good
Acceptable
Basic
Poor

## Appendix C: Refrigerant assessment details

Refrigerant emissions represent the global warming potential of refrigerant gases lost to atmosphere from the building's airconditioning and/or refrigeration equipment. There are two methods for accounting for refrigerant emissions, including:

Method 1 – Estimation based on a default annual leakage rate


Method 2 – Approximation based on records of top-ups"

Refrigerant emissions make up 19.85% of this claim's total emissions.

Refrigerant emissions were assessed as follows:

Assessment method	Refrigerant emissions calculated per method (t CO2-e)
Method 1	Method 1 not applied
Method 2	19.25
Total	19.25

Appendix D: Screenshots of offsets purchased



Standards for a Sustainable Future

Home

RETIRED UNITS

From Vintage	To Vintage	Serial Number	Quantity of Units	Unit Type	Project ID	Project Name	Project Type	Additional Issuance Certifications	Origination Program	Project Site State/Province	Project Country/Area	Account Holder	Retirement Reason	Beneficial Owner	Retirement Reason Details	Date of Retirement
26/06/2019	31/12/2019	13274-487219208-487219255-VCS-VCU-1491-VER-IN-1-1976-26062019-31122019-0	48	VCU	1976	Renewable Solar Power Project by Shapoorji Pallonji	Energy Industries (renewable/non-renewable sources)			Multiple Sites	India (IN)	Pangolin Associates Pty Ltd	NCOS Programme	UniSuper	The UniSuper Fund for 7 Macquarie Place, for the period 01/01/2024 to 30/06/2024	27/11/2024

1 - 1 : 1

First

Prev


Go To

Next

Last

top of page | Privacy Policy

Verra Registry - Powered by APX Technology



Standards for a Sustainable Future

Home

RETIRED UNITS

From Vintage	To Vintage	Serial Number	Quantity of Units	Unit Type	Project ID	Project Name	Project Type	Additional Issuance Certifications	Origination Program	Project Site State/Province	Project Country/Area	Account Holder	Retirement Reason	Beneficial Owner	Retirement Reason Details	Date of Retirement
26/06/2019	31/12/2019	13274-487186098-487186147-VCS-VCU-1491-VER-IN-1-1976-26062019-31122019-0	50	VCU	1976	Renewable Solar Power Project by Shapoorji Pallonji	Energy industries (renewable/non-renewable sources)			Multiple Sites	India (IN)	Pangolin Associates Pty Ltd	NCOS Programme	UniSuper	The UniSuper Fund for 7 Macquarie Place, for the period 01/07/2023 to 31/12/2023	19/04/2024

1 - 1 : 1

First

Prev


Go To

Next

Last

top of page | Privacy Policy

Verra Registry - Powered by APX Technology



Standards for a Sustainable Future

Home





RETIRED UNITS																
From Vintage	To Vintage	Serial Number	Quantity of Units	Unit Type	Project ID	Project Name	Project Type	Additional Issuance Certifications	Origination Program	Project Site State/Province	Project Country/Area	Account Holder	Retirement Reason	Beneficial Owner	Retirement Reason Details	Date of Retirement
26/06/2019	31/12/2019	13274-487188419-487188425-VCS-VCU-1491-VER-IN-1-1976-26062019-31122019-0	7	VCU	1976	Renewable Solar Power Project by Shapoorji Pallonji	Energy industries (renewable/non-renewable sources)			Multiple Sites	India (IN)	Pangolin Associates Pty Ltd	NCOS Programme	UniSuper	The UniSuper Fund for 7 Macquarie Place, for the period 01/09/2023 to 31/12/2023	29/04/2024
1 - 1 : 1																
<div><div>First</div><div>Prev</div><div>Go To</div><div>Next</div><div>Last</div></div>																

Verra Registry 11.2

top of page | Privacy Policy

Verra Registry - Powered by APX Technology

Report end

