



PUBLIC DISCLOSURE STATEMENT

**VIVA ENERGY GROUP LIMITED, TRADING
AS VIVA ENERGY AUSTRALIA**

**MARINE FUELS
PRODUCT CERTIFICATION (OPT-IN)
FY2023–24**


Australian Government

Climate Active Public Disclosure Statement



An Australian Government Initiative



NAME OF CERTIFIED ENTITY	Viva Energy Group Limited (trading as Viva Energy Australia)
REPORTING PERIOD	1 July 2023 – 30 June 2024 Arrears report
DECLARATION	<p><i>To the best of my knowledge, the information provided in this public disclosure statement is true and correct and meets the requirements of the Climate Active Carbon Neutral Standard.</i></p> <p></p> <p>Doc No. <u>2146/25</u></p> <hr/> <p>Name of signatory: Lachlan Alistair Pfeiffer Position of signatory: Director, Viva Energy Australia Pty Ltd Date: 27 June 2025</p> <p><i>Note: you can submit this document to Climate Active unsigned. The Climate Active team will invite you to sign this document once they have completed their review.</i></p>



Australian Government
Department of Climate Change, Energy,
the Environment and Water

Public Disclosure Statement documents are prepared by the submitting organisation. The material in Public Disclosure Statement documents represents the views of the organisation and do not necessarily reflect the views of the Commonwealth. The Commonwealth does not guarantee the accuracy of the contents of the Public Disclosure Statement documents and disclaims liability for any loss arising from the use of the document for any purpose.

Version 9.

1.CERTIFICATION SUMMARY

TOTAL EMISSIONS OFFSET	268 tCO ₂ -e
CARBON OFFSETS USED	100% ACCUs
RENEWABLE ELECTRICITY	N/A
CARBON ACCOUNT	Prepared by: Anthesis Australia
TECHNICAL ASSESSMENT	17/12/2021 Organisation: Anthesis Australia Next technical assessment due: FY2024-25 report

Contents

1. Certification summary.....	3
2. Certification information.....	4
3. Emissions boundary.....	5
4. Emissions reductions	8
5. Emissions summary	10
6. Carbon offsets	12
7. Renewable Energy Certificate (REC) summary	14
Appendix A: Additional information	15
Appendix B: Electricity summary.....	16
Appendix C: Inside emissions boundary	17
Appendix D: Outside emission boundary	18

2.CERTIFICATION INFORMATION

Description of product certification

This product certification relates to a selected part of Viva Energy's marine fuel portfolio, which includes Marine Gas Oil, Very Low Sulfur Fuel Oil and High Sulfur Fuel Oil. These three products will be marketed as 'carbon neutral' as an opt-in program for marine customers.

- Functional unit: "kg carbon dioxide equivalent per litre (kg CO₂-e/L) of marine fuel.
- Offered as: opt-in product
- Life cycle: cradle-to-grave

As part of its product certification, Viva Energy has undertaken a cradle to grave analysis on its marine fuels to capture and quantify emissions associated with every step of the supply chain that generates greenhouse gas (GHG) emissions. The analysis includes the breadth of the supply chain covering (but not limited to) the emissions associated with resource exploration, extraction, transport, and processing as well as distribution and eventual combustion of marine fuel.

For each business-to-business customer who opts-in to this program, Viva Energy will offset the greenhouse gas emissions associated with the sourcing, processing, distribution and consumption of the Climate Active certified carbon neutral marine fuel product.

The responsible entity for this product certification is Viva Energy Group Limited (Trading as Viva Energy Australia) ABN 74626661032.

This Public Disclosure Statement includes information for FY2023-24 reporting period.

Description of business

Viva Energy Group Limited (trading as Viva Energy Australia) is a leading convenience retailer, commercial services and energy infrastructure business, with a history spanning more than 120 years in Australia. The Group operates a convenience and fuel network of almost 900 stores across Australia and supplies fuels and lubricants to a total network of nearly 1,500 service stations.

Viva Energy owns and operates the strategically located Geelong Refinery in Victoria, and operates bulk fuels, aviation, bitumen, marine, defence, chemicals, polymers and lubricants businesses supported by more than 20 terminals and 90 airports and airfields across the country.

Viva Energy is a market leading manufacturer and supplier of marine fuels (both Distillate and Heavy Residual Fuel grades) with a network of refuelling locations servicing both Retail and large Commercial clients, including the Australian Government. Acknowledging that the production, transportation and use of marine fuels are a contributing source of emissions, Viva Energy is exploring avenues to reduce the emissions associated with their marine fuel products, and support customers in achieving their emissions reduction ambitions, including through the provision of opt-in certified carbon neutral products.

3.EMISSIONS BOUNDARY

Inside the emissions boundary

All emission sources listed in the emissions boundary are part of the carbon neutral claim.

Quantified emissions have been assessed as 'attributable processes' of a product or service. These attributable processes are services, materials and energy flows that become the product or service, make the product or service and carry the product or service through its life cycle. These attributable emissions have been quantified in the carbon inventory.

Non-quantified emissions have been assessed as attributable and are captured within the emissions boundary, but are not measured (quantified) in the carbon inventory. All material emissions are accounted for through an uplift factor. Further detail is available at Appendix C.

Outside the emissions boundary

Non-attributable emissions have been assessed as not attributable to a product or service. They can be **optionally included** in the emissions boundary and therefore have been offset, or they can be listed as outside of the emissions boundary (and are therefore not part of the carbon neutral claim). Further detail is available at Appendix D.

Inside emissions boundary

Quantified

Advertising

Business travel - accommodation

Business travel - flights

Business travel - vehicles taxis, car shares

Cleaning

Clothing

Combustion emissions

Downstream distribution

Electricity - purchased from grid

Employee commute

Food and catering

Freight

Fuel processing/refining

Gas usage in office/general building areas

IT hardware

Office consumables

Plant & equipment

Printing & stationery

Postage

Professional services

Raw material distribution

Raw material exploration

Raw material extraction

Repairs & maintenance

Telecommunications

Waste

Water

Non-quantified

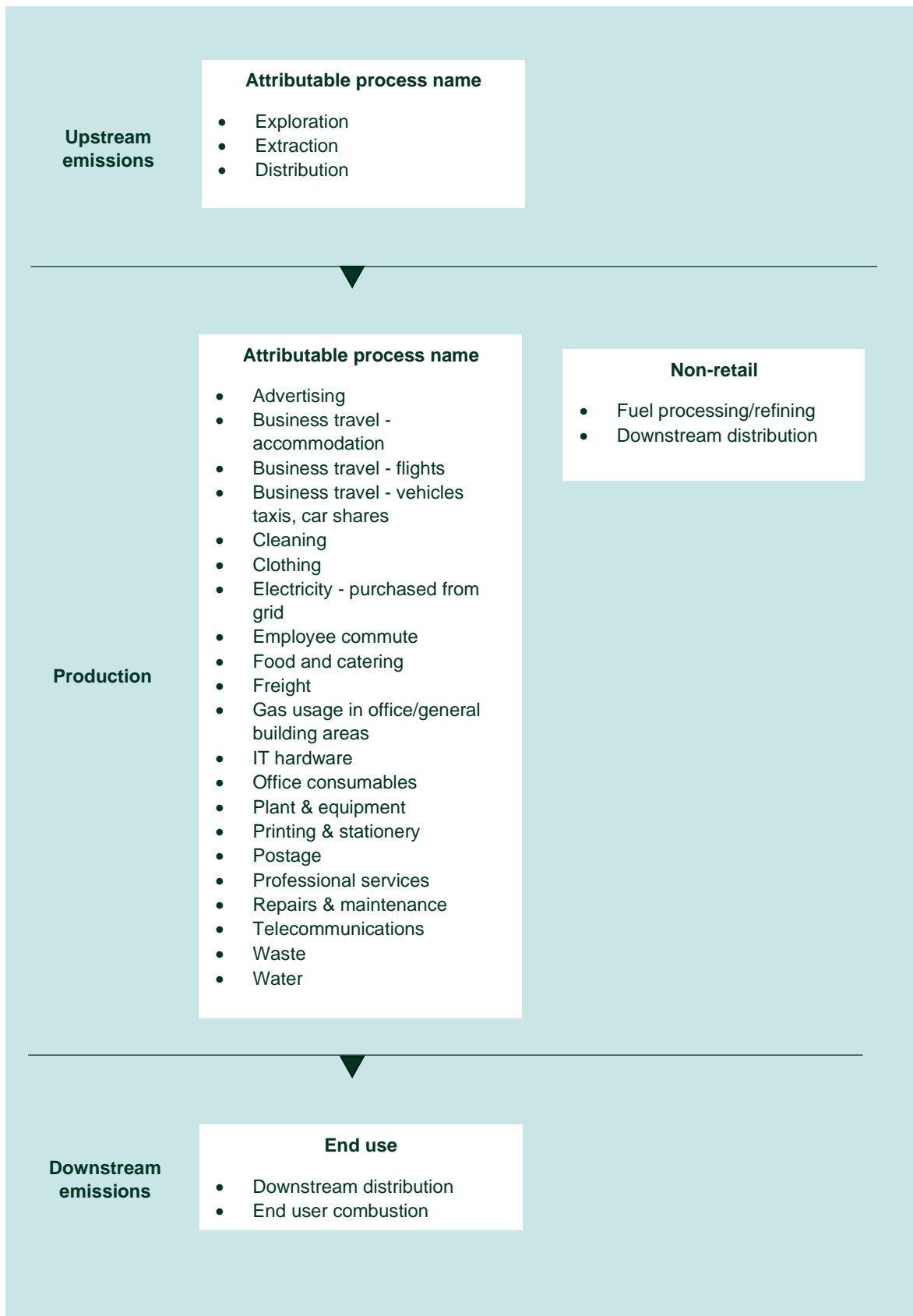
N/A

Outside emission boundary

Non-attributable

Any other emission sources related to organisational operations. (E.g.: Corporate subscriptions, Laboratory materials and equipment, sponsorship).

Product process diagram



4.EMISSIONS REDUCTIONS

On 24 November 2021, Viva Energy Group Limited (the Company) announced its ambition to reduce carbon emissions at its operations, across the medium and long term, in relation to the Company's scope 1 and 2 emissions. The key emissions reduction ambitions are:

1. Targeting net zero Scope 1 and 2 emissions across Retail, Fuels, Marketing, Supply and distribution operations (all non-refining parts of the business) by 2030
2. Targeting a 10% reduction in emissions intensity of the refining operations by 2030 and
3. Targeting net zero Scope 1 and 2 emissions across all operations by 2050 by leveraging, learning from and expanding where appropriate on the actions identified in 1. and 2. above

Non-refining operations:

Over the medium term, the Company is targeting net zero Scope 1 and 2 emissions across all non-refining parts of the business by 2030. The plan to achieve these goals is underpinned by:

- Improving energy efficiency through installing rooftop solar and canopy LEDs at operational sites
- Implementing and investing in new assets and processes to improve energy efficiency at operational sites such as upgrade of fixed assets including, solar HVAC and refrigeration
- Track and transparently report progress against our emissions reduction targets
- Investments in long term green power purchasing agreements that generate LGCs have been actioned which offset a significant portion of scope 2 emissions
- Offsetting residual emissions by investing in carbon off-set projects and purchasing off-sets sourced from certified and verified high-quality Australian carbon offset projects

Refining operations:

The Company has set a target of 10% reduction in emissions intensity for the Geelong refinery by 2030. This will be achieved through a combination of energy efficiency projects and operational optimisation initiatives including

- Equipment upgrades
- Operational & design improvements
- Electrification and degasification and
- Major capital expenditure projects that have been both approved and/or are subject to final investment decisions and R&D and the purchase of high-quality carbon credits if required

Viva Energy has publicly stated its ambitions in the context of energy transition, both with respect to emissions reductions, the transition to lower carbon fuels, and ensuring security of energy supply throughout.

With respect to energy transition and security, our plan is to develop a suite of initiatives to support the transition to lower carbon fuels, and alternative energies. This is spearheaded by the development of the Geelong Energy Hub at the site of our existing refinery, at which we are investing in a suite of major projects, including:

- (i) refinery upgrades to introduce ultra-low sulphur gasoline by 2025 (supported by the Commonwealth)
- (ii) the development and delivery of low carbon fuels such as bio and alternative feedstock fuels
- (iii) Australia's first commercial scale hydrogen refuelling station (supported by ARENA and the Victorian Government)
- (iv) a solar energy farm close to a final investment decision at Geelong
- (v) a floating gas import terminal designed to support the energy security of the east coast of Australia
- (vi) Viva Energy Polymers generating opportunities for advanced waste plastics recycling, and
- (vii) investments in additional diesel storage (also supported by the Commonwealth).

These reflect significant current and potential future investments at Geelong, each aligned to moving Australia forward with its ambition for a low-carbon economy, while continuing to play a role in the country's energy security.

We are also progressing specific energy and emissions improvement projects at Geelong Refinery such as the commissioning of a new, highly efficient heat exchanger, called a Packinox, which is on track to reduce refinery Scope 1 emissions by ~1%, contributing 10% towards the 2030 reduction target. In addition, implementation of a waste heat boiler economiser and electrification of an air compressor/blower will further reduce the refinery's scope 1 emissions by 3% contributing another ~30% towards the 2030 10% reduction target. New energy efficiency projects are currently being scoped and assessed for inclusion in our pipeline of emission savings.

Long term 2050 Group ambition

Over the longer term, Viva Energy announced an ambition to achieve Net Zero Scope 1 and 2 emissions across all operations by 2050. Refining's role in the energy market will adapt over time and we expect this will mean repurposing the refinery and its processing capability by 2050 aimed to support Viva Energy and our client's climate related ambitions. Our aim is to balance our role in supporting our customer needs with Australia's future energy demands by demonstrating and sharing our knowledge and learned experiences in this rapidly evolving regulatory and legislative landscape as all stakeholders progress towards net zero by 2050.

Viva Energy will continue to play an important advocacy role with government, their relevant departments and other agencies and committees, during the energy transition to support the commonwealth's net zero ambitions.

Summary of emissions reduction actions

Viva Energy's 2030 scope 1 and 2 emissions reduction targets (from a 2019 baseline) are, 10% for the refinery and 100% for non-refining activities, with a goal to be carbon neutral by 2050. To achieve these ambitions, the Company is implementing the following energy efficiency and emission reduction initiatives across our portfolio of assets and operations:

- **Refinery**
 - o Implemented an ISO50001 Energy Management System.
 - o Implementing identified energy efficiency projects.
 - o Electrification and upgrades to mitigate emissions
 - o More abatement projects, at various stages of R&D, are in the pipeline.
 - o Progressed development (subject to approvals) of a behind-the-meter Solar Farm on Geelong Refinery land.
- **Supply Chain**
 - o Implementing energy efficiency projects (such as pump optimisation, and sub-metering) across the terminal facilities.
 - o Rolling out LED replacement lighting across supply chain facilities.
 - o Reviewing the feasibility of solar power at terminal facilities.
- **Retail**
 - o Rolling out LED lighting replacement and solar rooftops at retail service stations to reduce electricity consumption and greenhouse gas emissions.
 - o Investigating the optimisation of accredited 'green' EV charging stations.
 - o Converting coffee cups and lids to a more sustainable alternative in line with wider Viva Energy sustainability plans. This will remove approximately 550K+ cups and lids per week from landfill.
- **Commercial**
 - o Viva Energy is supporting customers with trials of Renewable Diesel (HVO), SAF and sustainable fuels that will support their scope 1 reductions while having a positive impact on Viva's scope 3.

5.EMISSIONS SUMMARY

Emissions over time

Emissions since base year			
		Total tCO ₂ -e	Percentage change in the emissions intensity of the functional unit
Base year/ Year 1:	2022-23	0	
Year 2:	2023-24	268	-4.1%

Significant changes in emissions

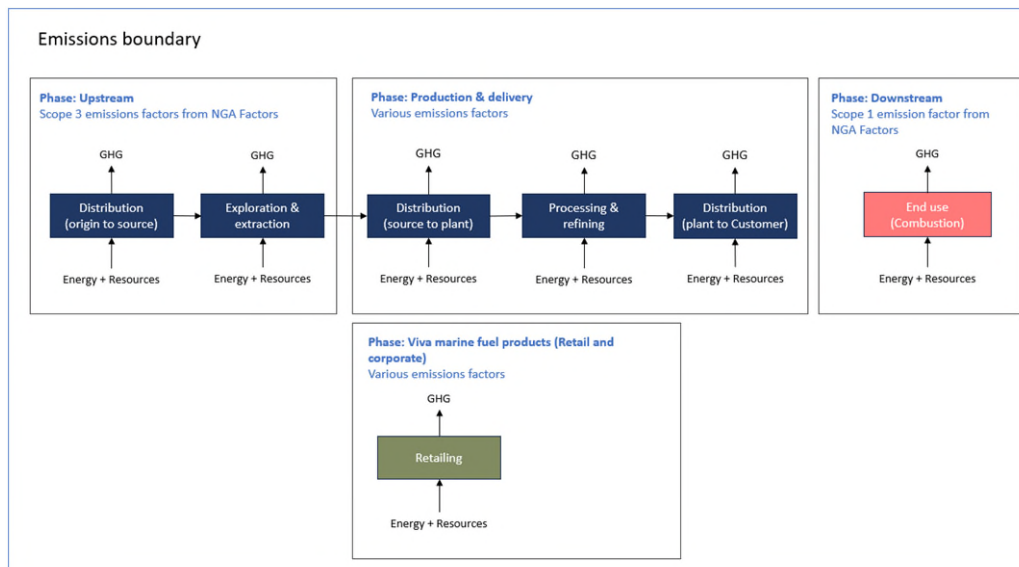
Emission source	Previous year emissions (t CO ₂ -e)	Current year emissions (t CO ₂ -e)	Reason for change
Upstream, processing, distribution, and retail services	690,531	617,152	A decrease in volume produced.
Combustion of sold products	2,706,479	2,517,941	Decrease in volume produced

The emissions represented in the table above account for all marine fuel products; inclusive of carbon neutral opt-in marine fuel products.

Use of Climate Active carbon neutral products and services

N/A.

Emissions summary



The marine product inventory covers 3 main fuels: Marine Gas Oil (MGO), Very Low Sulfur Fuel Oil (VLSFO) and High Sulfur Fuel Oil (HSFO). Included are the emissions associated with resource extraction, upstream distribution and refining, the combustion related emissions, and emissions associated with Viva Energy marine fuel retailing activities.

Stage	t CO ₂ -e
Upstream, processing and refining, and distribution	52.53
Retail services	0.22
Downstream	215.23
Total	267.98

The emissions in the above table only represent the emissions relating to carbon neutral opt-in products. No uplift factors were applied in the emissions total.

Product / Service offset liability	
Emissions intensity per functional unit	Confidential
Emissions intensity per functional unit including uplift factors	N/A
Number of functional units covered by the certification	Confidential
Total emissions (tCO₂-e) to be offset	268

6. CARBON OFFSETS

Eligible offsets retirement summary

Offsets retired for Climate Active certification

Type of offset unit	Quantity used for this reporting period	Percentage of total units used
Australian Carbon Credit Units (ACCU)	268	100%
Verified Carbon Units (VCUs)	0	0

Project name	Type of offset unit	Registry	Date retired	Serial number	Vintage	Total quantity retired	Quantity used in previous reporting periods	Quantity banked for future reporting periods	Quantity used for this reporting period	Percentage of total used this reporting period
Byrock Station Regrowth Project, NSW	ACCU	ANREU	2 Aug 2022	3,775,761,901 – 3,775,752,806	2018-19	906	0	638	268	100%
Sustainable City Projects at India's Cleanest City- Indore ¹	VCU	Verra	28 Feb 2022	9178-73096684-73103683-VCS-VCU-997-VER-IN-13-194101012018-31122018-0	2018	7,000	0	1,138	0	0%

¹ Offsets from the Sustainable City Projects at India's Cleanest City – Indore, have been used across multiple [Viva Energy Certifications](#).

Co-benefits

Viva Energy sources credible and high integrity offsets from both the domestic and international markets. ACCUs retired for this reporting period come from a Human Induced Regeneration (HIR) project named Byrock Station Regrowth project in the Brewarrina local government area in regional NSW.

The project establishes permanent native forests through assisted regeneration from in-situ seed sources (including rootstock and lignotubers) on land that was cleared of vegetation and where regrowth was suppressed for at least 10 years prior to the project having commenced.

Additional to sequestering carbon, co-benefits of this project include environmental benefits (e.g., improved agricultural productivity, soil health and water quality resulting in enhanced ecosystem services to support native vegetation and fauna, help protect native plant and animal species and reduced wind and water erosion), and social benefits (e.g., reinvestment into local economies and communities and creating local jobs).

For more details about the project please see the ERF page for Project ID [EOP101115](#).

7. RENEWABLE ENERGY CERTIFICATE (REC) SUMMARY

Renewable Energy Certificate (REC) Summary

N/A

APPENDIX A: ADDITIONAL INFORMATION

Proof of Australian Carbon Credit Units (ACCUs) retired for this certification

Transaction Successfully Approved

Transaction ID	AU23257
Current Status	Completed (4)
Status Date	02/08/2022 07:46:34 (AEST) 01/08/2022 21:46:34 (GMT)
Transaction Type	Cancellation (4)
Transaction Initiator	Gillett, Brendan Lawrence
Transaction Approver	Van Zyl, Benjamin John
Comment	Product Allocation - Marine Voluntarily surrendered on behalf of Viva Energy for use towards its suite of carbon neutral products certified under the Climate Active framework

Transferring Account

Account Number	AU-2491
Account Name	Viva Energy Australia Ltd
Account Holder	Viva Energy Australia Ltd

Acquiring Account

Account Number	AU-1068
Account Name	Australia Voluntary Cancellation Account
Account Holder	Commonwealth of Australia

Transaction Blocks

Party	Type	Transaction Type	Original CP	Current CP	ERF Project ID	NGER Facility ID	NGER Facility Name	Safeguard	Kyoto Project #	Vintage	Expiry Date	Serial Range	Quantity
AU	KACCU	Voluntary ACCU Cancellation			EOP101115					2018-19		3,775,761,901 - 3,775,762,806	906

APPENDIX B: ELECTRICITY SUMMARY

N/A dual reporting not required in complex product inventories.

APPENDIX C: INSIDE EMISSIONS BOUNDARY

Non-quantified emission sources

The following emissions sources have been assessed as attributable, are captured within the emissions boundary, but are not measured (quantified) in the carbon inventory. These emissions are accounted for through an uplift factor. They have been non-quantified due to one of the following reasons:

1. **Immaterial** <1% for individual items and no more than 5% collectively
2. **Cost effective** Quantification is not cost effective relative to the size of the emission but uplift applied.
3. **Data unavailable** Data is unavailable but uplift applied. A data management plan must be put in place to provide data within 5 years.
4. **Maintenance** Initial emissions non-quantified but repairs and replacements quantified.

Relevant non-quantified emission sources	Justification reason
N/A	N/A

Excluded emission sources

Attributable emissions sources can be excluded from the carbon inventory, but still considered as part of the emissions boundary if they meet **all three of the below criteria**. An uplift factor may not necessarily be applied.

1. A data gap exists because primary or secondary data cannot be collected (**no actual data**).
2. Extrapolated and proxy data cannot be determined to fill the data gap (**no projected data**).
3. An estimation determines the emissions from the process to be **immaterial**.

Emissions Source	No actual data	No projected data	Immaterial
N/A	N/A	N/A	N/A

Data management plan for non-quantified sources

There are no non-quantified sources in the emission boundary that require a data management plan.

APPENDIX D: OUTSIDE EMISSION BOUNDARY

Non-attributable emissions have been assessed as not attributable to a product or service (do not carry, make or become the product/service) and are therefore not part of the carbon neutral claim. To be deemed attributable, an emission must meet two of the five relevance criteria. Emissions which only meet one condition of the relevance test can be assessed as non-attributable and therefore are outside the carbon neutral claim. Non-attributable emissions are detailed below.

1. **Size** The emissions from a particular source are likely to be large relative to other attributable emissions.
2. **Influence** The responsible entity could influence emissions reduction from a particular source.
3. **Risk** The emissions from a particular source contribute to the responsible entity's greenhouse gas risk exposure.
4. **Stakeholders** The emissions from a particular source are deemed relevant by key stakeholders.
5. **Outsourcing** The emissions are from outsourced activities that were previously undertaken by the responsible entity or from outsourced activities that are typically undertaken within the boundary for comparable products or services.

Non-attributable emissions sources summary

Emission sources tested for relevance	Size	Influence	Risk	Stakeholders	Outsourcing	Justification
Any other emission sources related to organisational operations.	N	Y	N	N	N	<p>Size: We have not previously undertaken this activity within our emissions boundary and comparable products/services do not typically undertake this activity within their boundary.</p> <p>Influence: It is likely that Viva Energy Australia would have influence over some emission sources.</p> <p>Risk: There are no relevant laws or regulations that apply to limit emissions specifically from this source, the source does not create supply chain risks, and it is unlikely to be of significant public interest.</p> <p>Stakeholders: Key stakeholders, including the public, are unlikely to consider this a relevant source of emissions for our product/service.</p> <p>Outsourcing: We have not previously undertaken these activities within our emissions boundary and comparable products do not typically undertake this activity within their boundary.</p>



An Australian Government Initiative

