



# **PUBLIC DISCLOSURE STATEMENT**

**RED ENERGY PTY LTD (TRADING AS RED  
ENERGY) – CARBON NEUTRAL GAS**


**PRODUCT CERTIFICATION  
FY2023–24**

Australian Government  
**Climate Active**  
**Public Disclosure Statement**



An Australian Government Initiative



<b>NAME OF CERTIFIED ENTITY</b>	Red Energy Pty Ltd (trading as Red Energy) Red Energy Carbon Neutral Gas Product
<b>REPORTING PERIOD</b>	Financial year 1 July 2023 – 30 June 2024 Arrears report
<b>DECLARATION</b>	<p><i>To the best of my knowledge, the information provided in this public disclosure statement is true and correct and meets the requirements of the Climate Active Carbon Neutral Standard.</i></p> <p>DocuSigned by:  D8F71E0700EF439...</p> <p>Martin Exelby CFO 14-Oct-25   9:16 PM AEDT</p>



**Australian Government**  
**Department of Climate Change, Energy,  
the Environment and Water**

Public Disclosure Statement documents are prepared by the submitting organisation. The material in Public Disclosure Statement documents represents the views of the organisation and do not necessarily reflect the views of the Commonwealth. The Commonwealth does not guarantee the accuracy of the contents of the Public Disclosure Statement documents and disclaims liability for any loss arising from the use of the document for any purpose.

Version 9.

# 1.CERTIFICATION SUMMARY

TOTAL EMISSIONS OFFSET	430 tCO <sub>2</sub> -e
CARBON OFFSETS USED	100% ACCUs
RENEWABLE ELECTRICITY	100%
CARBON ACCOUNT	Prepared by: Rennie Advisory
TECHNICAL ASSESSMENT	03 November 2022 Katherine Simmons, KREA Consulting Next technical assessment due: FY25

Contents

- 1. Certification summary.....3
- 2. Certification information..... 4
- 3. Emissions boundary ..... 5
- 4. Emissions reductions ..... 8
- 5. Emissions summary ..... 10
- 6. Carbon offsets ..... 12
- 7. Renewable Energy Certificate (REC) summary ..... 14
- Appendix A: Additional information ..... 15
- Appendix B: Electricity summary..... 15
- Appendix C: Inside emissions boundary ..... 17
- Appendix D: Outside emission boundary ..... 18

## 2. CERTIFICATION INFORMATION

### Description of product certification

This product certification is for gas sold under Red Energy's Carbon Neutral Gas opt-in product.

- Functional unit: GJ of Carbon Neutral Gas product sold
- Offered as: opt-in product
- Life cycle: cradle-to-grave. GHG emissions sources covered include those associated with:
  - Extraction, production, and distribution of natural gas,
  - Consumption of natural gas at the customer's premises (combustion), and
  - Carbon Neutral Gas retailing activities.

Natural gas is purchased via supply contracts from various producers operating under different states and transmitted and distributed via various pipelines operated by pipeline operators.

The responsible entity for this product certification is Red Energy Pty Ltd (Red Energy), ABN 60 107 479 372.

This Public Disclosure Statement includes information for FY2023-24 reporting period.

### Description of business

Red Energy is the parent organisation, which is owned by Snowy Hydro. Red Energy is an electricity and gas retailer across the eastern states. Red Energy handles the customer contract sales and management of the Carbon Neutral Gas product.

GHG emissions associated with Carbon Neutral Gas retailing activities have been calculated according to the proportion of FTEs involved in the retail of the product. These are offset under the Red Energy Organisation parent certification.

## 3. EMISSIONS BOUNDARY

### Inside the emissions boundary

All emission sources listed in the emissions boundary are part of the carbon neutral claim.

**Quantified** emissions have been assessed as 'attributable processes' of a product or service. These attributable processes are services, materials and energy flows that become the product or service, make the product or service and carry the product or service through its life cycle. These attributable emissions have been quantified in the carbon inventory.

**Non-quantified** emissions have been assessed as attributable and are captured within the emissions boundary, but are not measured (quantified) in the carbon inventory. All material emissions are accounted for through an uplift factor. Further detail is available at Appendix C.

### Outside the emissions boundary

**Non-attributable** emissions have been assessed as not attributable to a product or service. They can be **optionally included** in the emissions boundary and therefore have been offset, or they can be listed as outside of the emissions boundary (and are therefore not part of the carbon neutral claim). Further detail is available at Appendix D.

**Inside emissions boundary**

**Quantified**

Emissions from the exploration and production of natural gas

Transmission & distribution losses for natural gas

Combustion of gas at customers' premises

Emissions from retailing activities, including emissions from:

- Transport (air)
- Electricity
- Machinery and vehicles
- Postage, courier and freight
- ICT services and equipment
- Accommodation and facilities
- Transport (land and sea)
- Office equipment and supplies
- Professional services
- Refrigerants
- Stationary energy (gaseous fuels)
- Stationary energy (liquid fuels)
- Waste
- Water
- Working from home

**Non-quantified**

None.

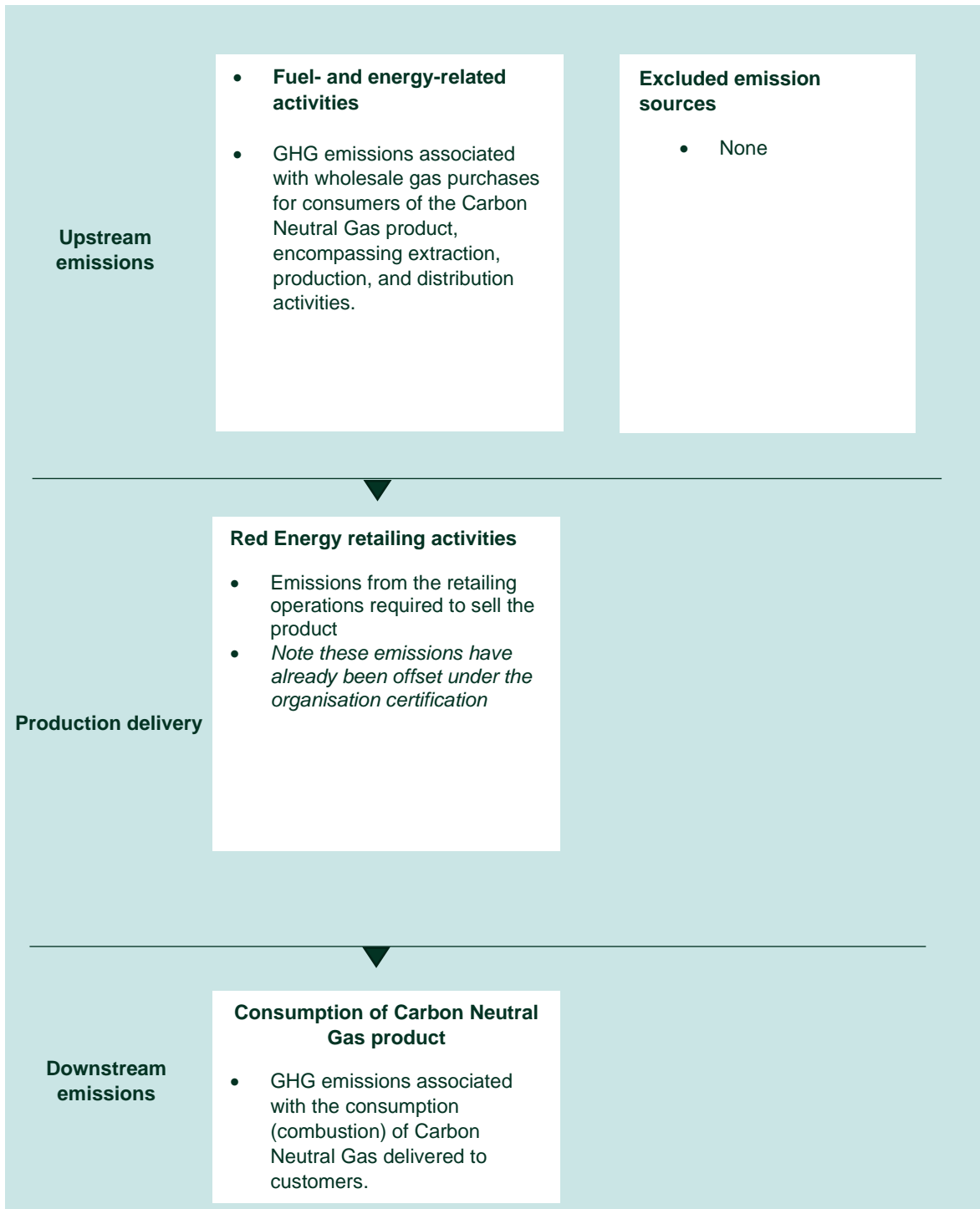
**Outside emission boundary**

**Non-attributable**

None.

## Product / Service process diagram

Cradle-to-grave boundary



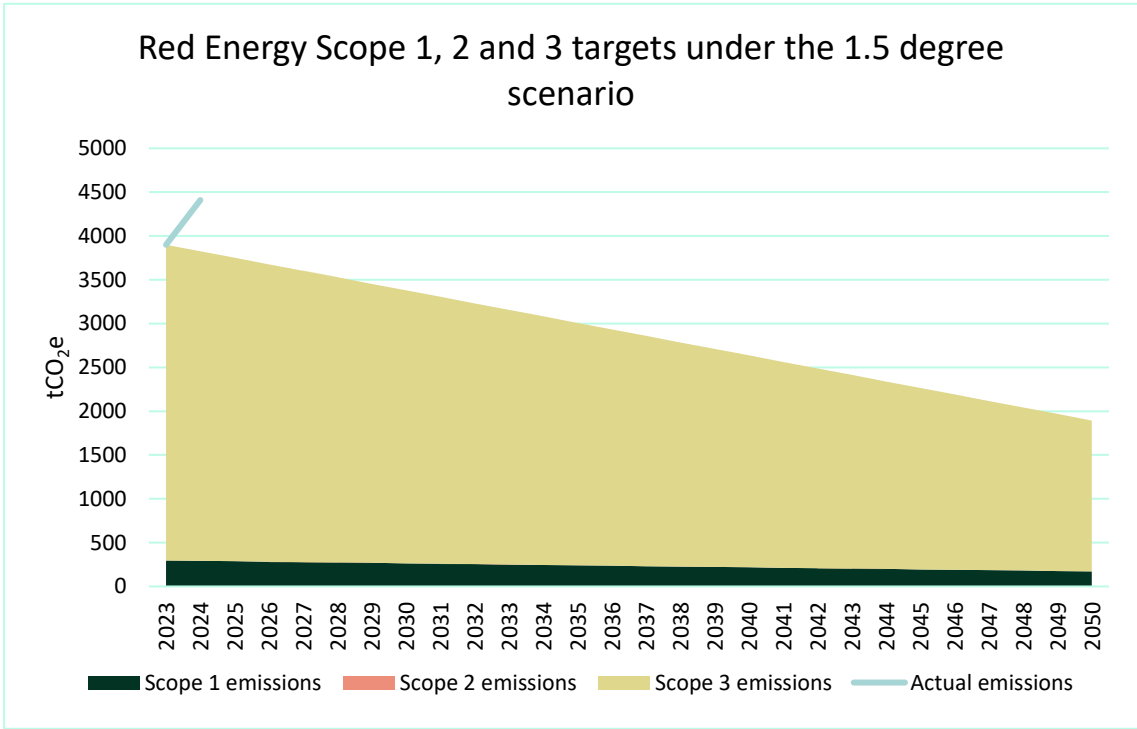
# 4.EMISSIONS REDUCTIONS

## Emissions reduction strategy

As part of this journey, we are committed to **reducing our scope 1, 2, and 3 GHG emissions by 42% by the end of the fiscal year 2050**, with FY23 as our base year. This strategy outlines our specific approaches to meet these targets.

This emissions reduction strategy extends to all certifications covered under the Red Energy parent certification.

In the interest of transparency, we have shown our emissions progress to date. The increase from FY23 to FY24 is due to business growth (more employees, more travel, increase in IT spend etc.), and improved accuracy of emissions measurements.



## Emissions reduction actions

Action item	Commencement date	Expected outcome	Details
Purchase of electric and hydrogen vehicles	Already implemented	8-12% reduction in scope 1 emissions	Purchased 5 electric and 2 hydrogen vehicles. Trialling EV chargers at the Bryant & May building.
Fleet transition to electric vehicles	Target: 2027	Elimination of scope 1 emissions from fleet.	Committed to replacing the entire vehicle fleet with electric vehicles by 2027.
100% GreenPower commitment	Already implemented	100% reduction in scope 2 emissions.	Committing to source 100% of electricity from GreenPower or similar renewable energy options.
Engaging with Red Energy suppliers	Ongoing	3-5% reduction in scope 3 emissions from suppliers	Asking suppliers to collaborate with Red Energy to reduce their carbon footprint.
LED Lighting at Bryant & May Office	Already implemented	Reduction in energy consumption	Replaced traditional lights with energy-efficient LED lighting at the Bryant & May office.
Paper-light policy	Already implemented	1-2% reduction in scope 3 emissions	Implemented a paper-light policy and encouraged digital work.
Installation of light sensors	Already implemented	Additional reduction in energy consumption	Equipped offices with light sensors for ambient light and auto shut-off meeting room lighting.
Promotion of video conferencing	Ongoing	5-7% reduction in scope 3 emissions from business travel	Promoting video conferencing to minimise travel.
Flexible working arrangements	Ongoing	2-4% reduction in scope 3 emissions from commuting.	Encouraging flexible working arrangements to reduce employee commuting.
Promotion of eComms for customers	Ongoing	1-2% reduction in scope 3 emissions	Encouraging customers to opt for electronic communications to reduce paper usage and associated emissions.

## 5. EMISSIONS SUMMARY

### Emissions over time

Emissions since base year		
	Total tCO <sub>2</sub> -e	Emissions intensity of the functional unit
Base year: 2022-23	18.70	0.060
Year 1: 2023-24	429.43	0.060

### Significant changes in emissions

Significant changes in emissions			
Attributable process	Previous year emissions (t CO <sub>2</sub> -e)	Current year emissions (t CO <sub>2</sub> -e)	Reason for change
Natural Gas NSW/ACT (metro) (GJ)	8.02	214.08	FY2023 figures were not representative of annual sales due to roll-out of the Carbon Neutral Gas Product occurring late in FY2023. FY2024 figures are representative of annual sales.
Natural Gas VIC (metro) (GJ)	10.41	202.53	FY2023 figures were not representative of annual sales due to roll-out of the Carbon Neutral Gas Product occurring late in FY2023. FY2024 figures are representative of annual sales.

### Use of Climate Active carbon neutral products, services, buildings or precincts

Not applicable.

## Emissions summary

This emissions summary represents attributable emissions from customers who have opted-in to the product.

No uplift factors were included in the total.

Life cycle stage	tCO <sub>2</sub> -e	Product offset liability (tCO <sub>2</sub> -e)
Upstream fuel- and energy-related activities	60.04	60.04
Downstream consumption of Carbon Neutral Gas product	369.39	369.39
Production / service delivery (retailing)	6.15	0.00 <sup>1</sup>
<b>Attributable emissions (tCO<sub>2</sub>-e)</b>	<b>435.58</b>	<b>429.43</b>

Electricity, water and waste emissions from the retailing component include emissions from the New Zealand office.

Product offset liability	
Emissions intensity per functional unit	0.060 tCO <sub>2</sub> -e per GJ
Emissions intensity per functional unit including uplift factors	N/A
Number of functional units covered by the certification	7168.514
<b>Total emissions (tCO<sub>2</sub>-e) to be offset</b>	<b>429.43</b>

<sup>1</sup> Production/ Service delivery (i.e. retailing) emissions are covered under Red Energy's organisational certification.

## 6. CARBON OFFSETS

### Eligible offsets retirement summary

This certification takes an in-arrears offsetting approach.

#### Offsets retired for Climate Active certification

Type of offset unit	Quantity used for this reporting period	Percentage of total units used
Australian Carbon Credit Units (ACCU)	430	100.00%

Project name	Type of offset unit	Registry	Date retired	Serial number	Vintage	Total quantity retired	Quantity used in previous reporting periods	Quantity banked for future reporting periods	Quantity used for this reporting period	Percentage of total used this reporting period
--------------	---------------------	----------	--------------	---------------	---------	------------------------	---	--	---	--

Mullagalah Regeneration Project	ACCU	ANREU	7/02/2025	8,331,176,515 - 8,331,180,297	2021-22	3783	3333	20	430	100.00%
---------------------------------	------	-------	-----------	-------------------------------	---------	------	------	----	-----	---------

Please note that the retailing emissions component of this certification has been offset under the Red Energy Organisation certification.

3783 offsets are used as follows: Re Energy Organisation (Parent) 1972; Red Energy Natural Gas Product) - 430; TrueGreen Gas Product 0; Lumo Energy organisation - 1237; Lumo Energy Gas Product - 20; Direct connect Organisation 124, there are 0 offsets banked for future use.

## Co-benefits

**Mullagalah Regeneration Project:** This project establishes permanent native forests through assisted regeneration from in-situ seed sources (including rootstock and lignotubers) on land that was cleared of vegetation and where regrowth was suppressed for at least 10 years prior to the project having commenced.

## 7. RENEWABLE ENERGY CERTIFICATE (REC) SUMMARY

### Renewable Energy Certificate (REC) Summary


The following RECs have been surrendered to reduce electricity emissions under the market-based reporting method.

<b>1. Large-scale Generation certificates (LGCs)*</b>	N/A
---	-----

\* LGCs in this table only include those surrendered voluntarily (including through PPA arrangements), and does not include those surrendered in relation to the LRET, GreenPower, and jurisdictional renewables.

Project supported by LGC purchase	Project location	Eligible unit type	Registry	Surrender date	Accreditation code	Certificate serial number	Generation year	Fuel source	Quantity (MWh)
N/A	N/A	N/A	N/A	N/A	N/A	N/A	N/A	N/A	N/A
<b>Total LGCs surrendered this report and used in this report</b>									<b>N/A</b>

# APPENDIX A: ADDITIONAL INFORMATION



**Australian National Registry of Emissions Units**

Logged in as: Martin Exelby / Industry User

ANREU Home

Account Holders

Accounts

Unit Position Summary

Projects

Transaction Log

CER Notifications

Public Reports

My Profile

### Transaction Details

Transaction details appear below.

Transaction Successfully Approved

Transaction ID	AU39952
Current Status	Completed (4)
Status Date	07/02/2025 11:36:27 (AEDT) 07/02/2025 00:36:27 (GMT)
Transaction Type	Cancellation (4)
Transaction Initiator	Fenton, David John
Transaction Approver	Exelby, Martin
Comment	

**Transferring Account**

Account Number: AU-1507

Account Name: Red Energy Pty Limited

Account Holder: Red Energy Pty Limited

**Acquiring Account**

Account Number: AU-1068

Account Name: Australia Voluntary Cancellation Account

Account Holder: Commonwealth of Australia

Party	Type	Transaction Type	Original CP	Current CP	ERF Project ID	NGER Facility ID	NGER Facility Name	Safeguard	Kyoto Project #	Vintage	Expiry Date	Serial Range	Quantity
AU	KACCU	Voluntary ACCU Cancellation			<a href="#">EOP101098</a>					2021-22		8,331,176,515 - 8,331,180,297	3,783

### Transaction Status History

Status Date	Status Code
07/02/2025 11:36:27 (AEDT)	Completed (4)
07/02/2025 00:36:27 (GMT)	
07/02/2025 11:36:27 (AEDT)	Proposed (1)
07/02/2025 00:36:27 (GMT)	
07/02/2025 11:36:27 (AEDT)	Account Holder Approved (97)
07/02/2025 00:36:27 (GMT)	
07/02/2025 11:22:34 (AEDT)	Awaiting Account Holder Approval (95)
07/02/2025 00:22:34 (GMT)	

## APPENDIX B: ELECTRICITY SUMMARY

Not applicable.

# APPENDIX C: INSIDE EMISSIONS BOUNDARY

## Non-quantified emission sources

The following emissions sources have been assessed as attributable, are captured within the emissions boundary, but are not measured (quantified) in the carbon inventory. These emissions are accounted for through an uplift factor. They have been non-quantified due to one of the following reasons:

1. **Immaterial** <1% for individual items and no more than 5% collectively
2. **Cost effective** Quantification is not cost effective relative to the size of the emission but uplift applied.
3. **Data unavailable** Data is unavailable but uplift applied. A data management plan must be put in place to provide data within 5 years.
4. **Maintenance** Initial emissions non-quantified but repairs and replacements quantified.

Relevant non-quantified emission sources	Justification reason
Not applicable	N/A

## Excluded emission sources

Attributable emissions sources can be excluded from the carbon inventory, but still considered as part of the emissions boundary if they meet **all three of the below criteria**. An uplift factor may not necessarily be applied.

1. A data gap exists because primary or secondary data cannot be collected (**no actual data**).
2. Extrapolated and proxy data cannot be determined to fill the data gap (**no projected data**).
3. An estimation determines the emissions from the process to be **immaterial**.

Emissions Source	No actual data	No projected data	Immaterial
Not applicable			

## Data management plan for non-quantified sources

There are no non-quantified sources in the emission boundary that require a data management plan.

## APPENDIX D: OUTSIDE EMISSION BOUNDARY

Non-attributable emissions have been assessed as not attributable to a product or service (do not carry, make or become the product/service) and are therefore not part of the carbon neutral claim. To be deemed attributable, an emission must meet two of the five relevance criteria. Emissions which only meet one condition of the relevance test can be assessed as non-attributable and therefore are outside the carbon neutral claim. Non-attributable emissions are detailed below.

1. **Size** The emissions from a particular source are likely to be large relative to other attributable emissions.
2. **Influence** The responsible entity could influence emissions reduction from a particular source.
3. **Risk** The emissions from a particular source contribute to the responsible entity's greenhouse gas risk exposure.
4. **Stakeholders** The emissions from a particular source are deemed relevant by key stakeholders.
5. **Outsourcing** The emissions are from outsourced activities that were previously undertaken by the responsible entity or from outsourced activities that are typically undertaken within the boundary for comparable products or services.

## Non-attributable emissions sources summary

Emission sources tested for relevance	Size	Influence	Risk	Stakeholders	Outsourcing	Justification
Not applicable						



An Australian Government Initiative

